

Ape - Paradise Cream 0.5g

UID: 1A406030000A2BE000012580

LIMS ID: 2305HKH0341.0949

Strain: Paradise Cream

Matrix: Plant
Type: Enhanced/Infused Preroll
Sample Size: 22 units
Batch #: AIJPC052423

Collected: 05/24/2023
Received: 05/24/2023
Reported: 05/25/2023
Batch Size: 2,000 units
Source Package ID:
1A406030000A2C0000000279

Distributor
Northridge Caregivers Co-Op, Inc.
Lic. # C11-0000179-LIC
11826 Sheldon St.
Sun Valley, CA 91352

Producer
Northridge Caregivers Co-Op, Inc.
Lic. # CDPH-10003211
11826 Sheldon St. Sun Valley, CA 91352



Summary

Test	Date Tested	Result
Batch		Pass
Cannabinoids	05/25/2023	Complete
Moisture	05/24/2023	Complete
Water Activity	05/24/2023	Pass
Terpenes	05/24/2023	Complete
Residual Solvents	05/24/2023	Pass
Microbials	05/25/2023	Pass
Mycotoxins	05/24/2023	Pass
Pesticides	05/24/2023	Pass
Heavy Metals	05/25/2023	Pass
Foreign Matter	05/24/2023	Pass

Cannabinoids

Complete

37.758%
377.577 mg/g
Total THC

0.030%
0.301 mg/g
Total CBD

38.394%
383.940 mg/g
Total Cannabinoids

Analyte	LOD	LOQ	Result	Result
	mg/g	mg/g	mg/g	%
CBC	0.00002	0.050	ND	ND
CBD	0.00004	0.050	ND	ND
CBDa	0.00004	0.050	0.343	0.0343
CBDV	0.00023	0.050	ND	ND
CBG	0.00009	0.050	1.920	0.1920
CBGa	0.00007	0.050	4.360	0.4360
CBN	0.00002	0.050	0.318	0.0318
Δ8-THC	0.00023	0.050	ND	ND
Δ9-THC	0.00015	0.050	25.900	2.5900
THCa	0.00003	0.050	401.000	40.1000
THCV	0.00014	0.050	ND	ND
Total THC			377.577	37.758
Total CBD			0.301	0.030
Total			383.940	38.394

1.0 serving(s) per container.

Testing performed on Agilent HPLC-DAD according to Cannabinoids SOP

Total THC = (THC A X 0.877) + THC Total CBD = (CBD A X 0.877) + CBD

The reported result is based on a sample weight with the applicable moisture content for that sample.

11.81%
Complete
Moisture Content

0.5285 aw
Pass
Water Activity

Pass
Foreign Matter

Moisture Contents testing performed SMART 6 and the Water Activity on Rotronics HygroLabC1 according to MC & Aw testing in Cannabis SOP

Testing performed on Rotronic HygroLabC1

Test performed by a magnifying lens according to Foreign Materials Evaluation in Cannabis SOP



Jason Cooley
Jason Cooley, Ph.D
Chief Scientific Officer
05/25/2023

Confident Cannabis
All Rights Reserved
support@confidentcannabis.com
(866) 506-5866
www.confidentcannabis.com



This product has been tested by SQRD Labs using valid testing methodologies and a quality system as required by state law. All LQC samples were performed and met the prescribed acceptance criteria in 4 CCR 15730, pursuant to 4 CCR section 15726(e)(13). Decision rule: Values reported relate only to the product tested. SQRD Labs makes no claims as to the efficacy, safety, or other risks associated with any detected or non-detected levels of any compounds reported herein. This Certificate shall not be reproduced except in full, without the written approval of SQRD Labs. References: ND = Not Detected, LOQ = Limit of Quantitation, LOD = Limit of Detection.



SQRD Lab
12820 S. Figueroa St.
Los Angeles, CA 90061

(833) 777-3522
http://www.confidentcannabis.com
Lic# C8-0000122-LIC

Regulatory Compliance Testing
Certificate of Analysis

2 of 7

Ape - Paradise Cream 0.5g

UID: 1A406030000A2BE000012580

LIMS ID: 2305HKH0341.0949

Strain: Paradise Cream

Matrix: Plant
Type: Enhanced/Infused Preroll
Sample Size: 22 units
Batch #: AIJPC052423

Collected: 05/24/2023
Received: 05/24/2023
Reported: 05/25/2023
Batch Size: 2,000 units
Source Package ID:
1A406030000A2C0000000279

Distributor
Northridge Caregivers Co-Op, Inc.
Lic. # C11-0000179-LIC
11826 Sheldon St.
Sun Valley, CA 91352

Producer
Northridge Caregivers Co-Op, Inc.
Lic. # CDPH-10003211
11826 Sheldon St. Sun Valley, CA 91352

Microbials


Pass

Analyte	Limit	Results	Status
<i>Aspergillus flavus</i>	Not Detected	Not Detected	Pass
<i>Aspergillus fumigatus</i>	Not Detected	Not Detected	Pass
<i>Aspergillus niger</i>	Not Detected	Not Detected	Pass
<i>Aspergillus terreus</i>	Not Detected	Not Detected	Pass
<i>E. Coli</i>	Not Detected	Not Detected	Pass
<i>Salmonella SPP</i>	Not Detected	Not Detected	Pass

S Q R D L A B

Testing performed on Biomerieux Gene-Up according to Microbial Impurities Testing SOP
ND = Not Detected; NT = Not Tested; LOQ = Limit of Quantitation; LOD = Limit of Detection




Jason Cooley, Ph.D
Chief Scientific Officer

05/25/2023

Confident Cannabis
All Rights Reserved
support@confidentcannabis.com
(866) 506-5866
www.confidentcannabis.com



This product has been tested by SQRD Labs using valid testing methodologies and a quality system as required by state law. All LQC samples were performed and met the prescribed acceptance criteria in 4 CCR 15730, pursuant to 4 CCR section 15726(e)(13). Decision rule: Values reported relate only to the product tested. SQRD Labs makes no claims as to the efficacy, safety, or other risks associated with any detected or non-detected levels of any compounds reported herein. This Certificate shall not be reproduced except in full, without the written approval of SQRD Labs. References: ND = Not Detected, LOQ = Limit of Quantitation, LOD = Limit of Detection.



SQRD Lab
12820 S. Figueroa St.
Los Angeles, CA 90061

(833) 777-3522
http://www.confidentcannabis.com
Lic# C8-0000122-LIC

Regulatory Compliance Testing
Certificate of Analysis

3 of 7

Ape - Paradise Cream 0.5g

UID: 1A406030000A2BE000012580

LIMS ID: 2305HKH0341.0949

Strain: Paradise Cream

Matrix: Plant
Type: Enhanced/Infused Preroll
Sample Size: 22 units
Batch #: AIJPC052423

Collected: 05/24/2023
Received: 05/24/2023
Reported: 05/25/2023
Batch Size: 2,000 units
Source Package ID:
1A406030000A2C0000000279

Distributor
Northridge Caregivers Co-Op, Inc.
Lic. # C11-0000179-LIC
11826 Sheldon St.
Sun Valley, CA 91352

Producer
Northridge Caregivers Co-Op, Inc.
Lic. # CDPH-10003211
11826 Sheldon St. Sun Valley, CA 91352

Mycotoxins


Pass

Analyte	LOD	LOQ	Limit	Results	Status
	µg/kg	µg/kg	µg/kg	µg/kg	
Aflatoxin B1	1.668	3.125	N/A	ND	Pass
Aflatoxin B2	2.805	3.125	N/A	ND	Pass
Aflatoxin G1	1.519	3.125	N/A	ND	Pass
Aflatoxin G2	2.899	3.125	N/A	ND	Pass
Total Aflatoxins	3.869	12.500	20.000	ND	Pass
Ochratoxin A	6.110	6.250	20.000	ND	Pass

S Q R D L A B

Testing performed on Agilent LCTQ according to Pesticides & Mycotoxins SOP
ND = Not Detected; NT = Not Tested; LOQ = Limit of Quantitation; LOD = Limit of Detection




Jason Cooley, Ph.D
Chief Scientific Officer
05/25/2023

Confident Cannabis
All Rights Reserved
support@confidentcannabis.com
(866) 506-5866
www.confidentcannabis.com



This product has been tested by SQRD Labs using valid testing methodologies and a quality system as required by state law. All LQC samples were performed and met the prescribed acceptance criteria in 4 CCR 15730, pursuant to 4 CCR section 15726(e)(13). Decision rule: Values reported relate only to the product tested. SQRD Labs makes no claims as to the efficacy, safety, or other risks associated with any detected or non-detected levels of any compounds reported herein. This Certificate shall not be reproduced except in full, without the written approval of SQRD Labs. References: ND = Not Detected, LOQ = Limit of Quantitation, LOD = Limit of Detection.



SQRD Lab
12820 S. Figueroa St.
Los Angeles, CA 90061

(833) 777-3522
http://www.confidentcannabis.com
Lic# C8-0000122-LIC

Regulatory Compliance Testing
Certificate of Analysis

4 of 7

Ape - Paradise Cream 0.5g

UID: 1A406030000A2BE000012580

LIMS ID: 2305HKH0341.0949

Strain: Paradise Cream

Matrix: Plant
Type: Enhanced/Infused Preroll
Sample Size: 22 units
Batch #: AIJPC052423

Collected: 05/24/2023
Received: 05/24/2023
Reported: 05/25/2023
Batch Size: 2,000 units
Source Package ID:
1A406030000A2C0000000279

Distributor
Northridge Caregivers Co-Op, Inc.
Lic. # C11-0000179-LIC
11826 Sheldon St.
Sun Valley, CA 91352

Producer
Northridge Caregivers Co-Op, Inc.
Lic. # CDPH-10003211
11826 Sheldon St. Sun Valley, CA 91352

Heavy Metals


Pass

Analyte	LOD	LOQ	Limit	Results	Status
	µg/g	µg/g	µg/g	µg/g	
Arsenic	0.0054	0.050	0.2	<LOQ	Pass
Cadmium	0.0038	0.050	0.2	0.089	Pass
Lead	0.00087	0.125	0.5	<LOQ	Pass
Mercury	0.0021	0.025	0.1	ND	Pass

S Q R D L A B

Test performed on ICP-MS according to HM-Heavy Metals SOP
ND = Not Detected; NT = Not Tested; LOQ = Limit of Quantitation; LOD = Limit of Detection




Jason Cooley, Ph.D
Chief Scientific Officer
05/25/2023

Confident Cannabis
All Rights Reserved
support@confidentcannabis.com
(866) 506-5866
www.confidentcannabis.com



This product has been tested by SQRD Labs using valid testing methodologies and a quality system as required by state law. All LQC samples were performed and met the prescribed acceptance criteria in 4 CCR 15730, pursuant to 4 CCR section 15726(e)(13). Decision rule: Values reported relate only to the product tested. SQRD Labs makes no claims as to the efficacy, safety, or other risks associated with any detected or non-detected levels of any compounds reported herein. This Certificate shall not be reproduced except in full, without the written approval of SQRD Labs. References: ND = Not Detected, LOQ = Limit of Quantitation, LOD = Limit of Detection.



SQRD Lab
12820 S. Figueroa St.
Los Angeles, CA 90061

(833) 777-3522
http://www.confidentcannabis.com
Lic# C8-0000122-LIC

Regulatory Compliance Testing
Certificate of Analysis

5 of 7

Ape - Paradise Cream 0.5g

UID: 1A406030000A2BE000012580

LIMS ID: 2305HKH0341.0949

Strain: Paradise Cream

Matrix: Plant
Type: Enhanced/Infused Preroll
Sample Size: 22 units
Batch #: AIJPC052423

Collected: 05/24/2023
Received: 05/24/2023
Reported: 05/25/2023
Batch Size: 2,000 units
Source Package ID:
1A406030000A2C0000000279

Distributor
Northridge Caregivers Co-Op, Inc.
Lic. # C11-0000179-LIC
11826 Sheldon St.
Sun Valley, CA 91352

Producer
Northridge Caregivers Co-Op, Inc.
Lic. # CDPH-10003211
11826 Sheldon St. Sun Valley, CA 91352


Pesticides

Pass

Analyte	LOD	LOQ	Limit	Results	Status	Analyte	LOD	LOQ	Limit	Results	Status
	µg/g	µg/g	µg/g	µg/g			µg/g	µg/g	µg/g	µg/g	
Abamectin	0.021	0.0313	0.100	ND	Pass	Fludioxonil	0.011	0.0313	0.100	ND	Pass
Acephate	0.011	0.0313	0.100	ND	Pass	Hexythiazox	0.009	0.0313	0.100	ND	Pass
Acequinocyl	0.005	0.0313	0.100	ND	Pass	Imazalil	0.017	0.0313	LOD	ND	Pass
Acetamiprid	0.009	0.0313	0.100	ND	Pass	Imidacloprid	0.009	0.0313	5.000	ND	Pass
Aldicarb	0.011	0.0313	LOD	ND	Pass	Kresoxim Methyl	0.020	0.0313	0.100	ND	Pass
Azoxystrobin	0.009	0.0313	0.100	ND	Pass	Malathion	0.016	0.0313	0.500	ND	Pass
Bifenazate	0.009	0.0313	0.100	ND	Pass	Metalaxyl	0.009	0.0313	2.000	ND	Pass
Bifenthrin	0.004	0.0313	3.000	ND	Pass	Methiocarb	0.006	0.0313	LOD	ND	Pass
Boscalid	0.013	0.0313	0.100	ND	Pass	Methomyl	0.010	0.0313	1.000	ND	Pass
Captan	0.022	0.0313	0.700	ND	Pass	Mevinphos	0.012	0.0313	LOD	ND	Pass
Carbaryl	0.009	0.0313	0.500	ND	Pass	Myclobutanil	0.010	0.0313	0.100	<LOQ	Pass
Carbofuran	0.010	0.0313	LOD	ND	Pass	Naled	0.013	0.0313	0.100	ND	Pass
Chlorantraniliprole	0.010	0.0313	10.000	ND	Pass	Oxamyl	0.008	0.0313	0.500	ND	Pass
Chlordane	0.013	0.0313	LOD	ND	Pass	Pacllobutrazol	0.012	0.0313	LOD	ND	Pass
Chlorfenapyr	0.003	0.0063	LOD	ND	Pass	Parathion Methyl	0.004	0.0063	0.004	ND	Pass
Chlorpyrifos	0.009	0.0313	LOD	ND	Pass	Pentachloronitrobenzene	0.006	0.0313	0.100	ND	Pass
Clofentezine	0.006	0.0313	0.100	ND	Pass	Permethrin	0.015	0.0313	0.500	ND	Pass
Coumaphos	0.008	0.0313	LOD	ND	Pass	Phosmet	0.014	0.0313	0.100	ND	Pass
Cyfluthrin	0.024	0.0313	2.000	ND	Pass	Piperonyl Butoxide	0.007	0.0313	3.000	ND	Pass
Cypermethrin	0.014	0.0313	1.000	ND	Pass	Prallethrin	0.025	0.0313	0.100	ND	Pass
Daminozide	0.010	0.0313	LOD	ND	Pass	Propiconazole	0.009	0.0313	0.100	ND	Pass
Diazinon	0.004	0.0313	0.100	ND	Pass	Propoxur	0.007	0.0313	LOD	ND	Pass
Dichlorvos	0.016	0.0313	LOD	ND	Pass	Pyrethrins	0.010	0.0313	0.500	ND	Pass
Dimethoate	0.007	0.0313	LOD	ND	Pass	Pyridaben	0.006	0.0313	0.100	ND	Pass
Dimethomorph	0.006	0.0313	2.000	ND	Pass	Spinetoram	0.018	0.0313	0.100	ND	Pass
Ethoprophos	0.005	0.0313	LOD	ND	Pass	Spinosad	0.008	0.0313	0.100	ND	Pass
Etofenprox	0.005	0.0313	LOD	ND	Pass	Spiromesifen	0.010	0.0313	0.100	ND	Pass
Etoazole	0.008	0.0313	0.100	ND	Pass	Spirotetramat	0.004	0.0313	0.100	ND	Pass
Fenhexamid	0.013	0.0313	0.100	ND	Pass	Spiroxamine	0.008	0.0313	LOD	ND	Pass
Fenoxycarb	0.008	0.0313	LOD	ND	Pass	Tebuconazole	0.012	0.0313	0.100	ND	Pass
Fenpyroximate	0.010	0.0313	0.100	ND	Pass	Thiacloprid	0.006	0.0313	LOD	ND	Pass
Fipronil	0.026	0.0313	LOD	ND	Pass	Thiamethoxam	0.008	0.0313	5.000	ND	Pass
Fonicamid	0.009	0.0313	0.100	ND	Pass	Trifloxystrobin	0.008	0.0313	0.100	ND	Pass

Testing performed on Agilent LCTQ & GCTQ according to Pesticides & Mycotoxins SOP
ND = Not Detected; NT = Not Tested; LOQ = Limit of Quantitation; LOD = Limit of Detection




Jason Cooley, Ph.D
Chief Scientific Officer
05/25/2023

Confident Cannabis
All Rights Reserved
support@confidentcannabis.com
(866) 506-5866
www.confidentcannabis.com



This product has been tested by SQRD Labs using valid testing methodologies and a quality system as required by state law. All LQC samples were performed and met the prescribed acceptance criteria in 4 CCR 15730, pursuant to 4 CCR section 15726(e)(13). Decision rule: Values reported relate only to the product tested. SQRD Labs makes no claims as to the efficacy, safety, or other risks associated with any detected or non-detected levels of any compounds reported herein. This Certificate shall not be reproduced except in full, without the written approval of SQRD Labs. References: ND = Not Detected, LOQ = Limit of Quantitation, LOD = Limit of Detection.

Ape - Paradise Cream 0.5g

UID: 1A406030000A2BE000012580

LIMS ID: 2305HKH0341.0949

Strain: Paradise Cream

Matrix: Plant
Type: Enhanced/Infused Preroll
Sample Size: 22 units
Batch #: AIJPC052423

Collected: 05/24/2023
Received: 05/24/2023
Reported: 05/25/2023
Batch Size: 2,000 units
Source Package ID:
1A406030000A2C0000000279

Distributor
Northridge Caregivers Co-Op, Inc.
Lic. # C11-0000179-LIC
11826 Sheldon St.
Sun Valley, CA 91352

Producer
Northridge Caregivers Co-Op, Inc.
Lic. # CDPH-10003211
11826 Sheldon St. Sun Valley, CA 91352

Residual Solvents

Pass

Analyte	LOD	LOQ	Limit	Results	Status
	µg/g	µg/g	µg/g	µg/g	
1,2-Dichloro-Ethane	0.049	0.3	1	ND	Pass
Acetone	0.173	0.3	5000	27.33	Pass
Acetonitrile	0.203	0.3	410	2.22	Pass
Benzene	0.041	0.3	1	ND	Pass
Butane	0.159	0.8	5000	7.77	Pass
Chloroform	0.059	0.3	1	ND	Pass
Ethanol	0.217	0.3	5000	69.76	Pass
Ethyl-Acetate	0.083	0.3	5000	ND	Pass
Ethyl-Ether	0.122	0.3	5000	ND	Pass
Ethylene Oxide	0.195	0.3	1	ND	Pass
Heptane	0.046	0.3	5000	ND	Pass
Isopropanol	0.176	0.3	5000	ND	Pass
Methanol	0.21	50	3000	143.18	Pass
Methylene-Chloride	0.125	0.3	1	ND	Pass
n-Hexane	0.059	0.3	290	ND	Pass
Pentane	0.085	0.3	5000	ND	Pass
Propane	0.196	0.8	5000	ND	Pass
Toluene	0.038	0.3	890	ND	Pass
Trichloroethene	0.048	0.3	1	ND	Pass
Xylenes	0.213	0.9	2170	ND	Pass

Testing performed on Agilent HS/GC/MSD according to Residual solvents SOP
ND = Not Detected; NT = Not Tested; LOQ = Limit of Quantitation; LOD = Limit of Detection



Jason Cooley
Jason Cooley, Ph.D
Chief Scientific Officer
05/25/2023

Confident Cannabis
All Rights Reserved
support@confidentcannabis.com
(866) 506-5866
www.confidentcannabis.com



This product has been tested by SQRD Labs using valid testing methodologies and a quality system as required by state law. All LQC samples were performed and met the prescribed acceptance criteria in 4 CCR 15730, pursuant to 4 CCR section 15726(e)(13). Decision rule: Values reported relate only to the product tested. SQRD Labs makes no claims as to the efficacy, safety, or other risks associated with any detected or non-detected levels of any compounds reported herein. This Certificate shall not be reproduced except in full, without the written approval of SQRD Labs. References: ND = Not Detected, LOQ = Limit of Quantitation, LOD = Limit of Detection.

Ape - Paradise Cream 0.5g

UID: 1A406030000A2BE000012580

LIMS ID: 2305HKH0341.0949

Strain: Paradise Cream

Matrix: Plant
Type: Enhanced/Infused Preroll
Sample Size: 22 units
Batch #: AIJPC052423

Collected: 05/24/2023
Received: 05/24/2023
Reported: 05/25/2023
Batch Size: 2,000 units
Source Package ID:
1A406030000A2C0000000279

Distributor
Northridge Caregivers Co-Op, Inc.
Lic. # C11-0000179-LIC
11826 Sheldon St.
Sun Valley, CA 91352

Producer
Northridge Caregivers Co-Op, Inc.
Lic. # CDPH-10003211
11826 Sheldon St. Sun Valley, CA 91352

Terpenes

Analyte	LOD	LOQ	Results	Results	Analyte	LOD	LOQ	Results	Results
	mg/g	mg/g	mg/g	%		mg/g	mg/g	mg/g	%
β-Caryophyllene	0.13	0.39	3.31	0.331	Geraniol	0.13	0.39	ND	ND
δ-Limonene	0.13	0.39	2.49	0.249	Geranyl Acetate	0.13	0.39	ND	ND
Linalool	0.13	0.39	2.46	0.246	Guaiol	0.13	0.39	ND	ND
α-Humulene	0.13	0.39	1.15	0.115	Isoborneol	0.13	0.39	ND	ND
β-Farnesene	0.13	0.39	1.07	0.107	Isobornyl Acetate	0.13	0.39	ND	ND
Valencene	0.13	0.39	0.93	0.093	Isopulegol	0.13	0.39	ND	ND
β-Pinene	0.13	0.39	0.83	0.083	m-Cymene	0.13	0.39	ND	ND
Carvacrol	0.13	0.39	0.66	0.066	Menthol	0.13	0.39	<LOQ	<LOQ
Endo-Fenchyl Alcohol	0.13	0.39	0.53	0.053	Menthone	0.11	0.32	ND	ND
β-Myrcene	0.13	0.39	0.51	0.051	Nerol	0.13	0.39	ND	ND
cis-Nerolidol	0.05	0.16	0.21	0.021	Nootkatone	0.13	0.39	ND	ND
2-Piperidone	0.13	0.39	ND	ND	o-Cymene	0.13	0.39	ND	ND
3-Carene	0.13	0.39	ND	ND	Octyl Acetate	0.13	0.39	ND	ND
α-Bisabolol	0.13	0.39	ND	ND	(+)-Borneol	0.13	0.39	ND	ND
α-Cedrene	0.13	0.39	ND	ND	(-)-Borneol	0.13	0.39	ND	ND
α-Phellandrene	0.13	0.39	ND	ND	(-)-Verbenone	0.13	0.39	ND	ND
α-Pinene	0.13	0.39	<LOQ	<LOQ	Phytane	0.13	0.39	ND	ND
α-Terpinene	0.13	0.39	ND	ND	Piperitone	0.13	0.39	ND	ND
α-Terpineol	0.13	0.39	ND	ND	(+)-Pulegone	0.13	0.39	ND	ND
β-Cedrene	0.13	0.39	ND	ND	p-Cymene	0.13	0.39	ND	ND
Camphene	0.13	0.39	ND	ND	Sabinene	0.13	0.39	ND	ND
Camphor	0.13	0.39	ND	ND	Sabinene Hydrate	0.13	0.39	ND	ND
Caryophyllene Oxide	0.13	0.39	ND	ND	Safranal	0.13	0.39	ND	ND
Cedrol	0.13	0.39	ND	ND	Squalene	0.13	0.39	ND	ND
cis-Citral	0.05	0.15	ND	ND	Terpinen-4-ol	0.13	0.39	ND	ND
cis-Farnesol	0.07	0.20	ND	ND	Terpinolene	0.13	0.39	ND	ND
cis-Ocimene	0.04	0.11	ND	ND	Thujone	0.13	0.39	ND	ND
Citronellol	0.13	0.39	ND	ND	Thymol	0.13	0.39	ND	ND
(S)-(+)-Carvone	0.13	0.39	ND	ND	trans-Citral	0.08	0.24	<LOQ	<LOQ
D-Isomenthone	0.02	0.07	ND	ND	trans-Farnesol	0.07	0.20	ND	ND
Eucalyptol	0.26	0.78	ND	ND	trans-Nerolidol	0.08	0.23	<LOQ	<LOQ
Fenchone	0.13	0.39	ND	ND	trans-Ocimene	0.09	0.28	ND	ND
γ-Terpinene	0.13	0.39	ND	ND	Total			14.15	1.415

Primary Aromas




Cinnamon



Lemon



Lavender



Hops



Magnolia

Terpenoids Testing performed on Agilent GC-FID according to Quantitation of Terpenes SOP
ND = Not Detected; NT = Not Tested; LOQ = Limit of Quantitation; LOD = Limit of Detection



Jason Cooley
Jason Cooley, Ph.D
Chief Scientific Officer
05/25/2023

Confident Cannabis
All Rights Reserved
support@confidentcannabis.com
(866) 506-5866
www.confidentcannabis.com



This product has been tested by SQRD Labs using valid testing methodologies and a quality system as required by state law. All LQC samples were performed and met the prescribed acceptance criteria in 4 CCR 15730, pursuant to 4 CCR section 15726(e)(13). Decision rule: Values reported relate only to the product tested. SQRD Labs makes no claims as to the efficacy, safety, or other risks associated with any detected or non-detected levels of any compounds reported herein. This Certificate shall not be reproduced except in full, without the written approval of SQRD Labs. References: ND = Not Detected, LOQ = Limit of Quantitation, LOD = Limit of Detection.